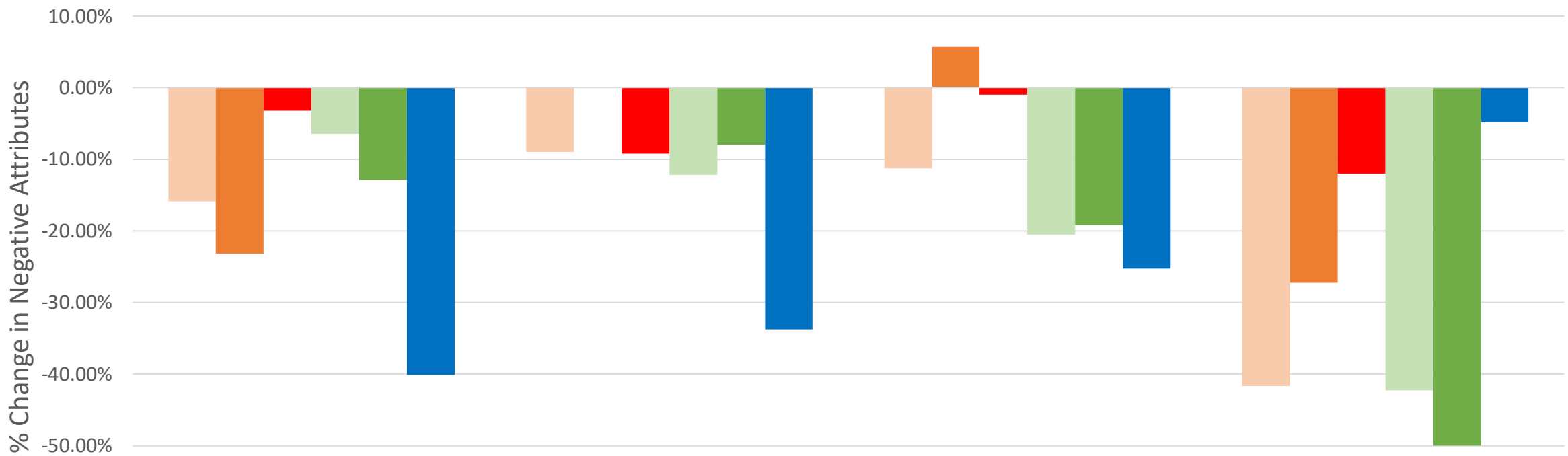


Parkinson's Disease Assessments - YFFP vs Placebo

Subset Totals

A **DECREASE** ↓ in % change is desirable for **negative associations**

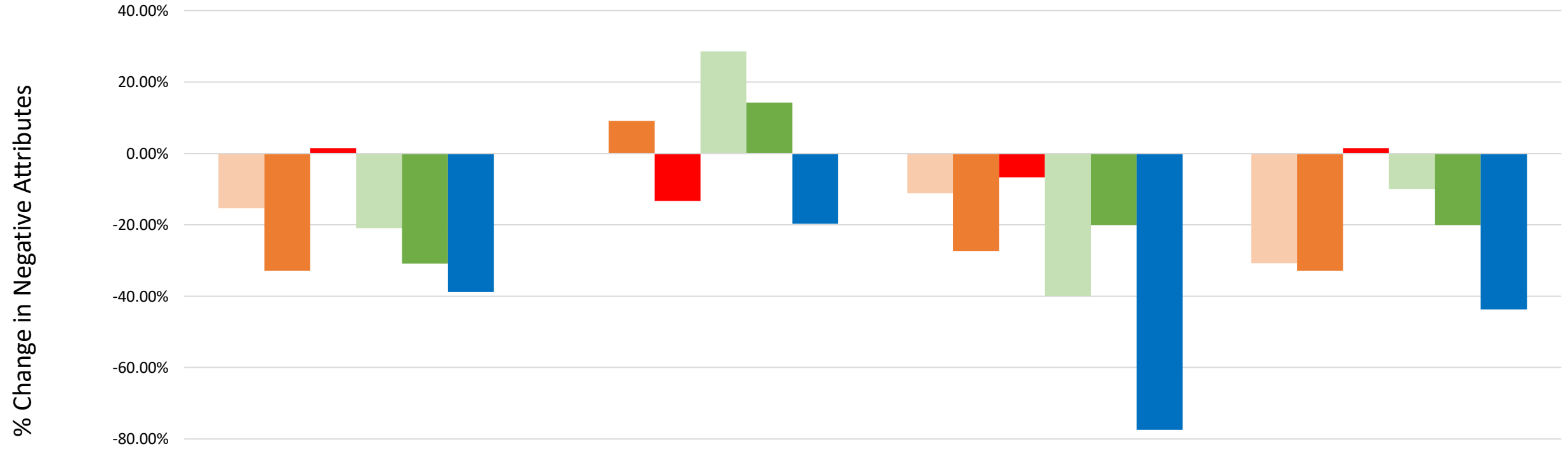


	SUBSET 1 TOTAL - Mentation, Behavior, and Mood	SUBSET 2 TOTAL - Activities of Daily Living	SUBSET 3 TOTAL - Motor Examination	SUBSET 4 TOTAL - Complications of Therapy
Placebo 1 VS 0	-15.91%	-8.97%	-11.25%	-41.67%
Placebo 3 VS 0	-23.14%	0.00%	5.68%	-27.27%
Placebo 6 VS 0	-3.18%	-9.23%	-1.00%	-12.00%
YFFP 1 vs 0	-6.45%	-12.15%	-20.55%	-42.31%
YFFP 3 vs 0	-12.90%	-7.94%	-19.18%	-50.00%
YFFP 6 vs 0	-40.12%	-33.76%	-25.26%	-4.81%

A **DECREASE** ↓ in % change is desirable for **negative associations**

Parkinson's Disease Assessments - YFFP vs Placebo

Subset 1: Mentation, Behavior, and Mood

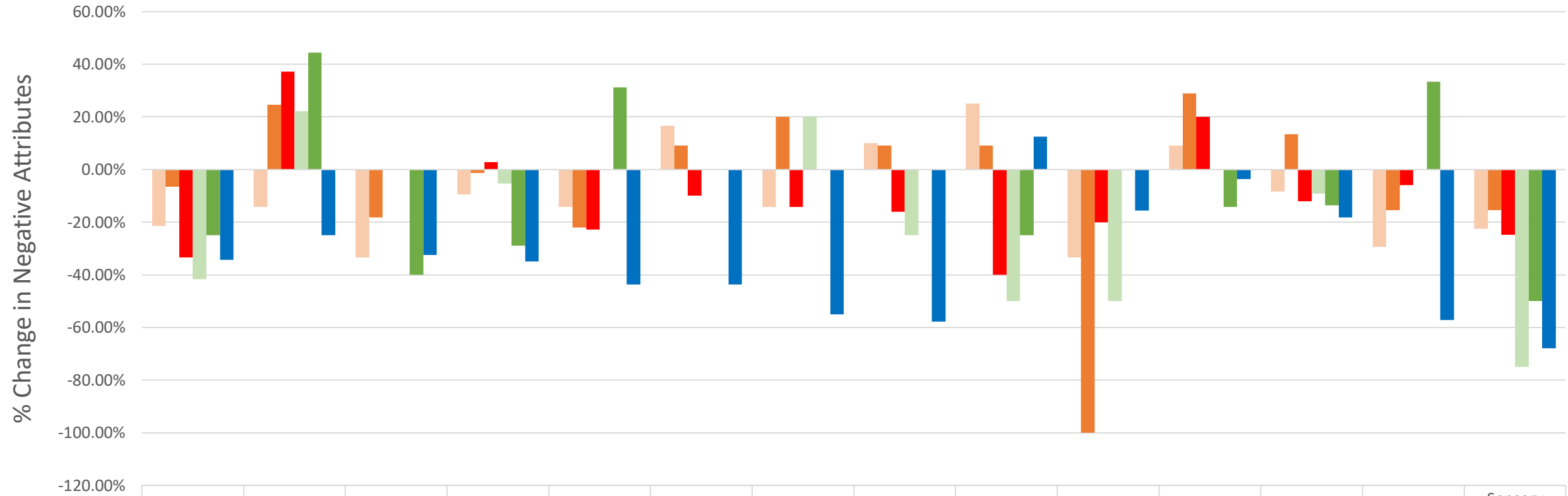


	Intellectual impairment	Thought disorder	Depression	Motivation and initiative
Placebo 1 VS 0	-15.38%	0.00%	-11.11%	-30.77%
Placebo 3 VS 0	-32.87%	9.09%	-27.27%	-32.87%
Placebo 6 VS 0	1.54%	-13.33%	-6.67%	1.54%
YFFP 1 vs 0	-20.99%	28.57%	-40.00%	-10.00%
YFFP 3 vs 0	-30.86%	14.29%	-20.00%	-20.00%
YFFP 6 vs 0	-38.89%	-19.64%	-77.50%	-43.75%

A **DECREASE** ↓ in % change is desirable for **negative associations**

Parkinson's Disease Assessments - YFFP vs Placebo

Subset 2: Activities of Daily Living

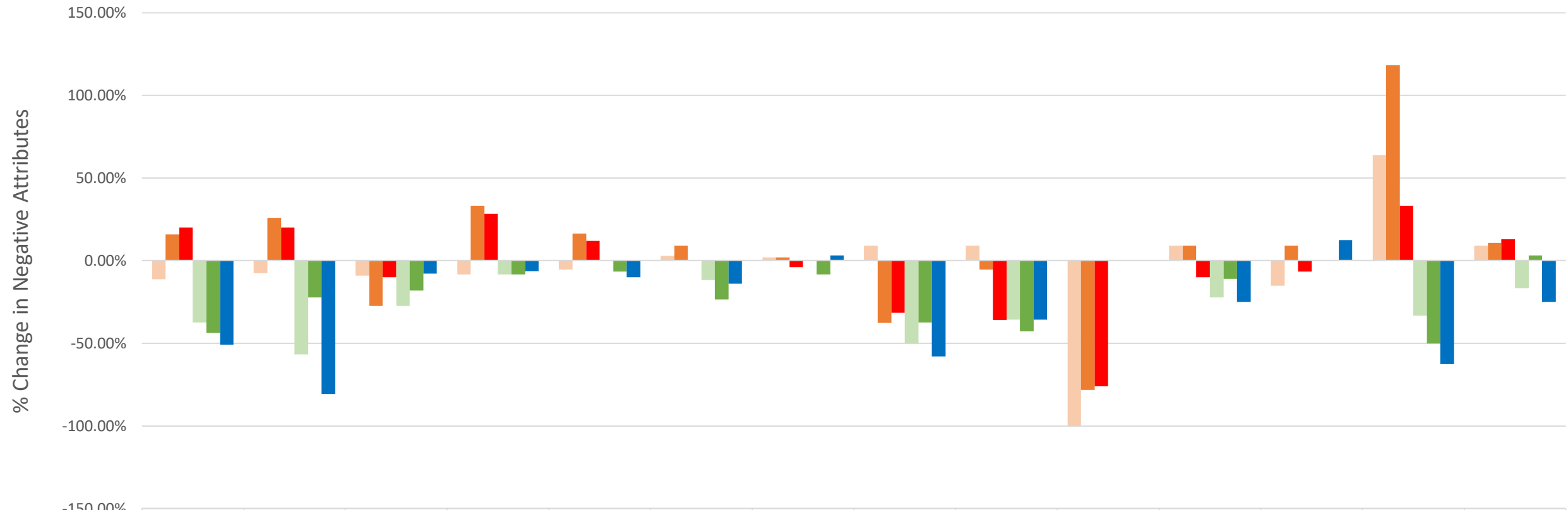


	Speech	Salivation	Swallowing	Handwriting	Cutting food and handling utensils	Dressing	Hygiene	Turning in bed and adjusting bedclothes	Falling (unrelated to freezing)	Freezing when walking	Walking	Tremor in right arm	Tremor in left arm	Sensory complaints related to parkinsonis m
Placebo 1 VS 0	-21.43%	-14.29%	-33.33%	-9.52%	-14.29%	16.67%	-14.29%	10.00%	25.00%	-33.33%	9.09%	-8.33%	-29.49%	-22.44%
Placebo 3 VS 0	-6.49%	24.68%	-18.18%	-1.30%	-22.08%	9.09%	20.00%	9.09%	9.09%	-100.00%	28.93%	13.33%	-15.38%	-15.38%
Placebo 6 VS 0	-33.33%	37.14%	0.00%	2.86%	-22.86%	-10.00%	-14.29%	-16.00%	-40.00%	-20.00%	20.00%	-12.00%	-5.98%	-24.79%
YFFP 1 vs 0	-41.67%	22.22%	0.00%	-5.26%	0.00%	0.00%	20.00%	-25.00%	-50.00%	-50.00%	0.00%	-9.09%	0.00%	-75.00%
YFFP 3 vs 0	-25.00%	44.44%	-40.00%	-28.95%	31.25%	0.00%	0.00%	0.00%	-25.00%	0.00%	-14.29%	-13.64%	33.33%	-50.00%
YFFP 6 vs 0	-34.38%	-25.00%	-32.50%	-34.87%	-43.75%	-43.75%	-55.00%	-57.81%	12.50%	-15.63%	-3.57%	-18.18%	-57.14%	-67.86%

A **DECREASE** ↓ in % change is desirable for **negative associations**

Parkinson's Disease Assessments - YFFP vs Placebo

Subset 3: Motor Examination

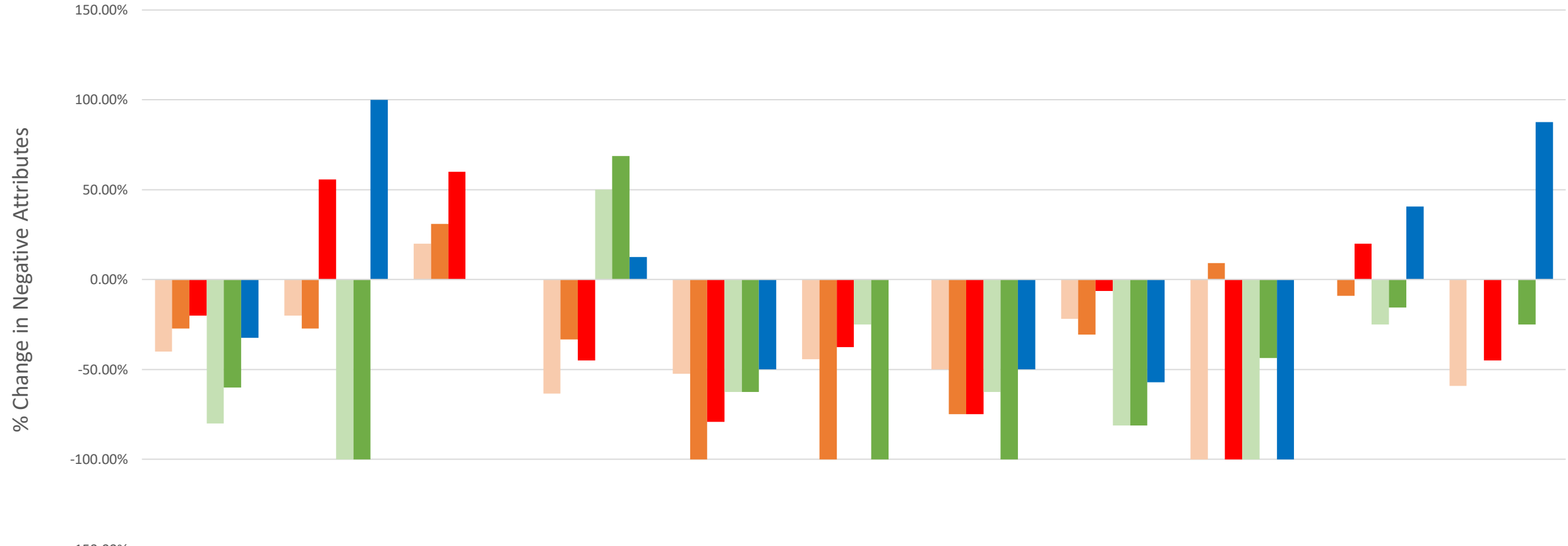


	Tremor at rest	Action tremor	Rigidity	Bradykinesia - thumb to finger	Bradykinesia - hand open/close	Bradykinesia - hand and forearm rotation	Bradykinesia - foot raise	Speech	Facial expression	Arising from a chair	Posture	Gait	Postural stability	Body bradykinesia
Placebo 1 VS 0	-11.36%	-7.69%	-9.09%	-8.33%	-5.45%	3.03%	1.82%	9.09%	9.09%	-100.00%	9.09%	-15.15%	63.64%	9.09%
Placebo 3 VS 0	15.91%	25.87%	-27.27%	33.33%	16.36%	9.09%	1.82%	-37.66%	-5.45%	-78.18%	9.09%	9.09%	118.18%	10.77%
Placebo 6 VS 0	20.00%	20.00%	-10.00%	28.33%	12.00%	0.00%	-4.00%	-31.43%	-36.00%	-76.00%	-10.00%	-6.67%	33.33%	12.82%
YFFP 1 vs 0	-37.50%	-56.79%	-27.27%	-8.33%	0.00%	-11.76%	0.00%	-50.00%	-35.71%		-22.22%	0.00%	-33.33%	-16.67%
YFFP 3 vs 0	-43.75%	-22.22%	-18.18%	-8.33%	-6.67%	-23.53%	-8.33%	-37.50%	-42.86%		-11.11%	0.00%	-50.00%	3.13%
YFFP 6 vs 0	-50.78%	-80.56%	-7.95%	-6.25%	-10.00%	-13.97%	3.13%	-57.81%	-35.71%		-25.00%	12.50%	-62.50%	-25.00%

A **DECREASE** ↓ in % change is desirable for **negative associations**

Parkinson's Disease Assessments - YFFP vs Placebo

Subset 4: Complications of Therapy



	Dyskinesias - duration	Dyskinesias - disability	Pain	Early morning dystonia	OFF Predictability	OFF Unpredictability	OFF Suddenness	OFF Time	GI complaints	Sleep disturbances	Orthostasis
Placebo 1 VS 0	-40.00%	-20.00%	20.00%	-63.33%	-52.38%	-44.44%	-50.00%	-21.88%	-100.00%	0.00%	-59.26%
Placebo 3 VS 0	-27.27%	-27.27%	30.91%	-33.33%	-100.00%	-100.00%	-75.00%	-30.56%	9.09%	-9.09%	0.00%
Placebo 6 VS 0	-20.00%	55.56%	60.00%	-45.00%	-79.17%	-37.50%	-75.00%	-6.25%	-100.00%	20.00%	-45.00%
YFFP 1 vs 0	-80.00%	-100.00%		50.00%	-62.50%	-25.00%	-62.50%	-81.25%	-100.00%	-25.00%	0.00%
YFFP 3 vs 0	-60.00%	-100.00%		68.75%	-62.50%	-100.00%	-100.00%	-81.25%	-43.75%	-15.63%	-25.00%
YFFP 6 vs 0	-32.50%	100.00%		12.50%	-50.00%	0.00%	-50.00%	-57.14%	-100.00%	40.63%	87.50%